



Racine MultiSports
www.RacineMultiSports.com

CUSTOM BANNERS FOR ARCHES

You can customize the arches with your own custom banners. See diagrams below for available sizes and placement on each arch. You may choose 1 option or several to fit your race needs. Arches can have banners on each side, front and back.

35'w x 18'h Arch

CUSTOM OPTION 1:

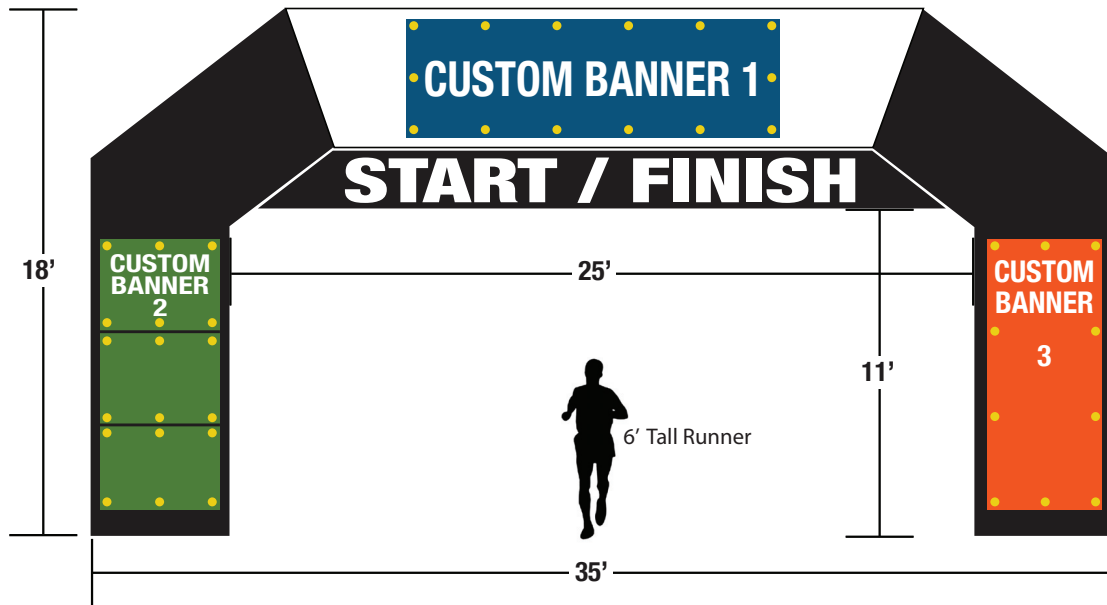
- 144" wide x 48" high banner across the top of the Arch
- Grommet holes placed 28" apart horizontally & 24" apart vertically along the outer edge

CUSTOM OPTION 2:

- 48" wide x 36" high banner
- Place up to 3 on each column
- Grommet holes placed 24" apart horizontally & 36" apart vertically

CUSTOM OPTION 3:

- 48" wide x 108" high banner
- Place on either or both column
- Grommet holes placed 24" apart horizontally & 36" apart vertically across the entire banner



22'w x 15'h Arch

CUSTOM OPTION 1:

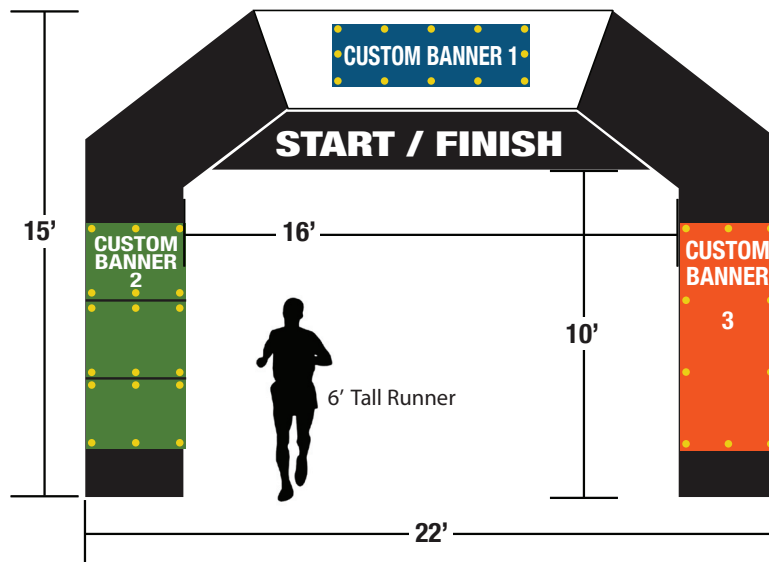
- 72" wide x 21" high banner across the top of the Arch
- Grommet holes placed 18" apart horizontally & 10.5" apart vertically along the outer edge

CUSTOM OPTION 2:

- 30" wide x 28" high banner
- Place up to 3 on each column
- Grommet holes placed 15" apart horizontally & 28" apart vertically

CUSTOM OPTION 3:

- 30" wide x 84" high banner
- Place on either or both column
- Grommet holes placed 15" apart horizontally & 28" apart vertically across the entire banner

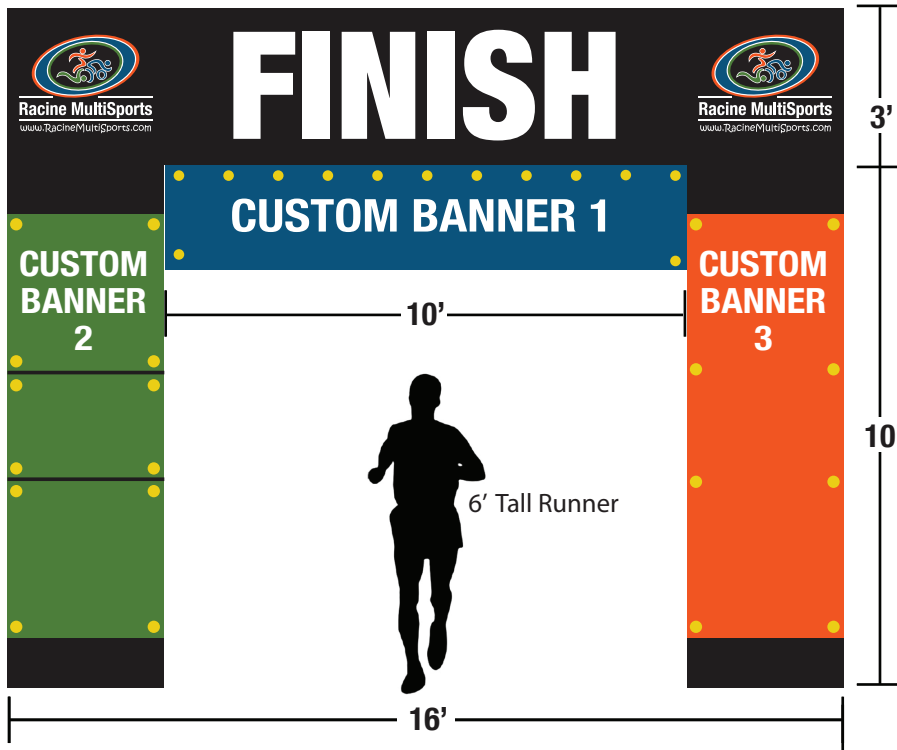




Racine MultiSports
www.RacineMultiSports.com

CUSTOM BANNERS FOR ARCHES

You can customize the arches with your own custom banners. See diagrams below for available sizes and placement on each arch. You may choose 1 option or several to fit your race needs. Arches can have banners on each side, front and back.



16'w x 13'h Arch

CUSTOM OPTION 1:

- 10' wide x 2' high banners (double sided)
- Place underneath the top of the arch
- 11 grommets placed at top & 1 in each bottom corner

CUSTOM OPTION 2:

- 3' x 3' banner placed in top of column, 3'w x 2'h banner placed in middle of column, and/or 3' x 3' banner placed in bottom of column
- Grommets placed in each four corners of banner

CUSTOM OPTION 3:

- 3' wide x 8' high banner
- Place on either column
- Grommet holes placed in the corners & 3' from the top and 3' from the bottom making them 2' apart in the middle